

IGNITION SYSTEM ON SOLID ROCKET MOTOR FOR 10000 N THRUST, USING HTPB AS AN FUEL AND OXIDISER

Antony Samuel Prabu G¹, Vishnu Raj², Irfan Khan³, Amogh Balloli⁴

¹ Aeronautical Department & MVJCE,

² Aeronautical Department & MVJCE,

³ Aeronautical Department & MVJCE,

⁴ Aeronautical Department & MVJCE,

Abstract—In the present study, ignition system on a solid rocket motor is an challenging task. To ignite the solid Rocket propellant Pyrogen technique is been used. Using Catia V5 R21 software, solid rocket motor is modelled & fabricated the same in a scaled down version. HTPB is used as the fuel and oxidiser in the solid rocket motor. Testing of the igniter had been carried out by using different ohms resistors and using the thermal image capture temperature has been calculated around the igniter. Coding is carried out using mat lab software to plot the graph.

Keywords— Pyrogen, HTPB-Hydroxyl terminated polybutadiene, oxidiser.

I. INTRODUCTION

A pyrogen igniter is basically a small rocket motor that is used to ignite a larger rocket motor. The pyrogen is not designed to produce thrust. Heat transfer from the pyrogen to the motor grain is largely convective, with the hot gases contacting the grain surface as contrasted to a highly radiative energy emitted by pyrotechnic igniters. Radiative energy are emitted by pyrotechnic igniters. Bridge wire (0.02 to 0.10 mm) of low-resistance Material. Resistor (61 mm) diameter 1.79 mm.

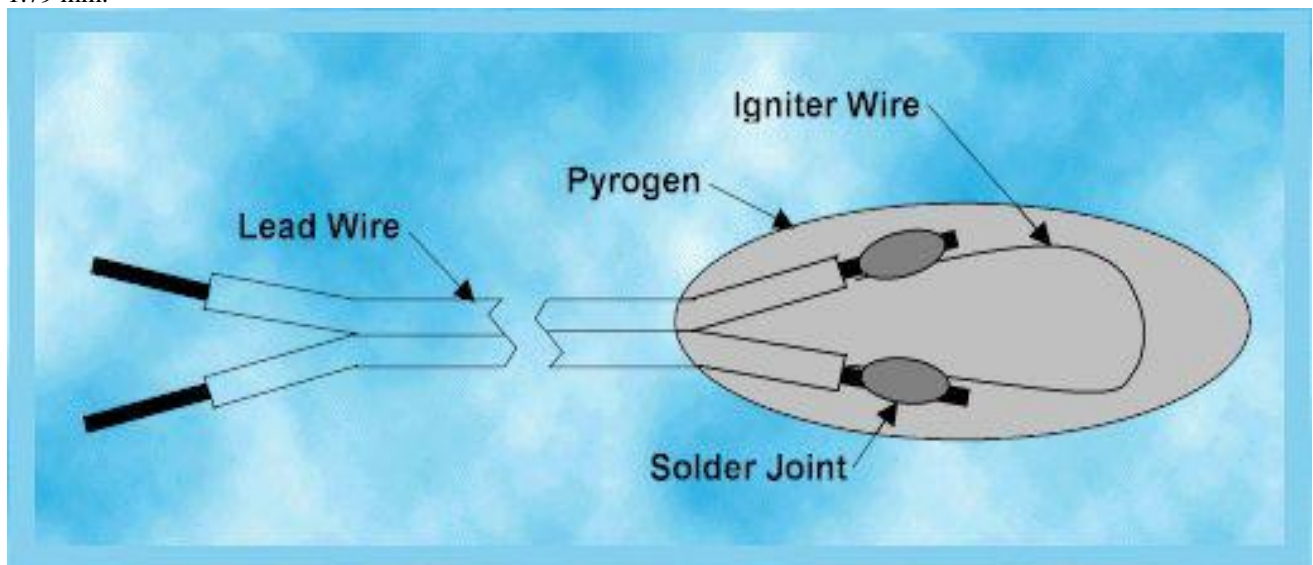


Fig 1. Ignition system of pyrogen igniter

IGNITION PROCESS

- **PHASE 1:-IGNITION TIME LAG:** - The period from the moment the igniter receives a signal until the first bit of grain surface burns.
- **PHASE 2:-FLAME SPREADING INTERVAL:** - The time from first ignition of the grain surface until the complete grain area has been ignited.
- **PHASE 3:-CHAMBER FILLING INTERVAL:-**The time for completing the chamber filling process and for reaching equilibrium chamber pressure and flow.

IGNITER CALCULATIONS FOR 10 OHM RESISTOR

Ohms Law

RESISTANCE $R = V/I$

$R = 10 \text{ OHMS}$

TIME = 5s

VOLTAGE $V = IR$

V=9 V
 CURRENT I=V/R
 I=9/10
 I=0.9 AMPS
 POWER= $I^2 * R$
 P= $0.9^2 * 10$
 P=8.1 W

FOR 5 OHM RESISTOR

Ohms Law
 RESISTANCE R=V/I
 R=5 OHMS
 TIME=5s
 VOLTAGE V=IR
 V=9 V
 CURRENT I=V/R
 I=9/5
 I=1.8 AMPS
 POWER= $I^2 * R$
 P= $1.8^2 * 5$
 P=32 W

ENTHALPY USING CALORIMETER OF COMBUSTION

E = M Cp ΔT
 = 1200*4.184*279 (where ΔT =304-25 =279 c, Cp=4.184 j/kg)
 E = 1.400803 MJ

ENERGY TRANSFERED FROM REACTION TO BOMB CALORIMETER

E = BOMB HEAT CAPACITY * ΔT
 E = 837(J/K)*279
 E = 233.523 KJ

TOTAL ENERGY TRANSFERED

ΔH = 1400803.2+233523
 ΔH = -1.6343262 MJ
 ΔH = -1.6343262*10⁶*110
 ΔH = -179.775882 MJ

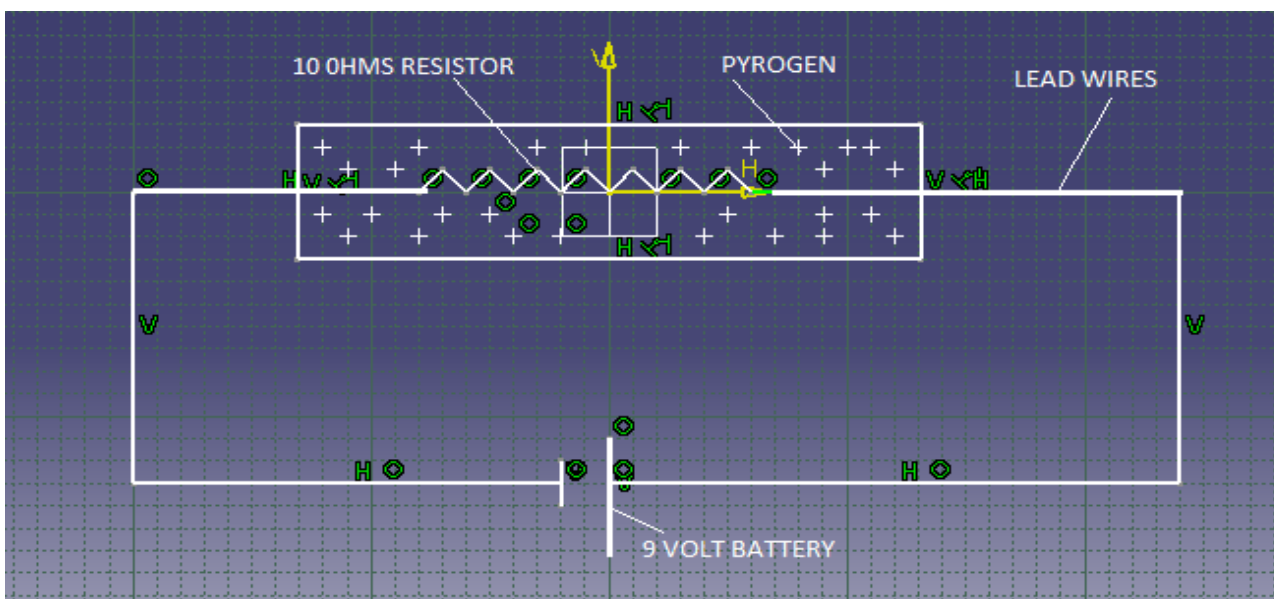


Fig 2. Pyrogen sketch in Catai V5 R21.

PYROGEN IGNITER DIMENSIONS

Emissivity of black powder = 0.96
 Emissivity of resistor = 1
 Mass inside the pyrogen igniter = 30 gm
 Resistor temperature = 70 c
 Ignition flame temperature of pyrogen =335 c
 Length of the flame arc = 33-44 mm
 Ignition time delay = 3 sec
 Flame spreading interval = 5 sec
 Inner diameter of the pyrogen igniter = 22 mm
 Outer diameter of the pyrogen igniter = 24 mm
 Length of the pyrogen igniter = 129 mm

PYROGEN RESISTOR DIMENSIONS

Pyrogen resistor length = 61 mm
 Diameter of pyrogen igniter = 1.79 mm
 Copper wire diameter = 1.01 mm
 Copper wire length = 153 cm

TABLE 1 DIFFERENT OHMS RESISTOR CALCULATIONS

5 OHMS RESISTOR	10 OHMS RESISTOR	15 OHMS RESISTOR
CURRENT (I) = 1.8 AMPS	I = 0.9 AMPS	I = 0.8 AMPS
POWER (P) = 32.4 WATTS	P = 8.1 WATTS	P = 9.6 WATTS
MASS OF BLACK POWDER INSIDE PYROGEN (M) = 30 GM	M = 30 GM	M = 30 GM
FLAME TEMPERATURE (T) = 323 C	T = 335 C	T = 340
RESISTOR TEMPERATURE (RT) = 70 C	RT = 72 C	RT = 74 C
LENGTH OF THE ARC = 3 CM	ARC = 3.5 CM	ARC = 4 CM
EMISSIVITY OF BLACK POWDER (E) = 0.96	E = 0.96	E = 0.96
EMISSIVITY OF RESISTOR (R) = 1	R = 1	R = 1
TIME (TI) = 5 SEC	TI = 5 SEC	TI = 5 SEC



Fig 3 Resistor Pyrogen Igniter



Fig 4 Thermal Image Capture

```

File Edit Text Go Cell Tools Debug Desktop Window Help
[Icons] Stack: Base fx
- 1.0 + 1.1 x
1 - x=[5 10 15]
2 - y=[9 9 12]
3 - z=[1.8 0.9 0.8]
4 - a=[32.4 8.1 9.6]
5 - b=[325 333 340]
6 - figure(1)
7 - plot(x,y)
8 - figure(2)
9 - plot(x,z)
10 - figure(3)
11 - plot(x,a)
12 - figure(4)
13 - plot(x,b)
14 - xlabel('resistance')
15 - ylabel('voltage')
16 - zlabel('current')
17 - xlabel('power')
18 - ylabel('temperature')
    
```

Fig 5 Matlab Program

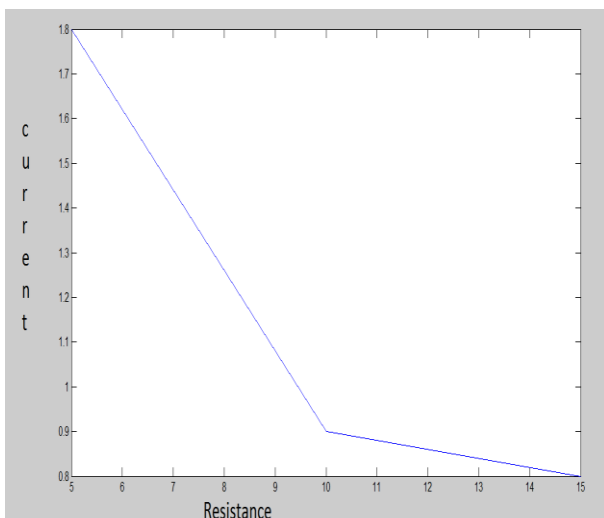


Fig 6 Plot Current Vs Resistance

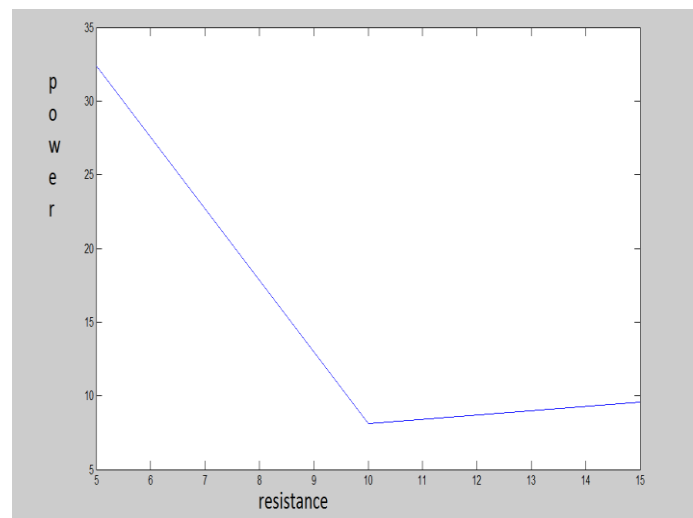


Fig 7 Plot Power Vs Resistance

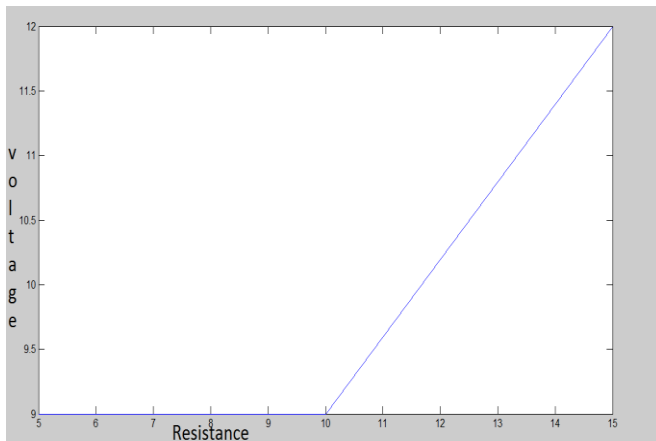


Fig 8 Plot Voltage Vs Resistance

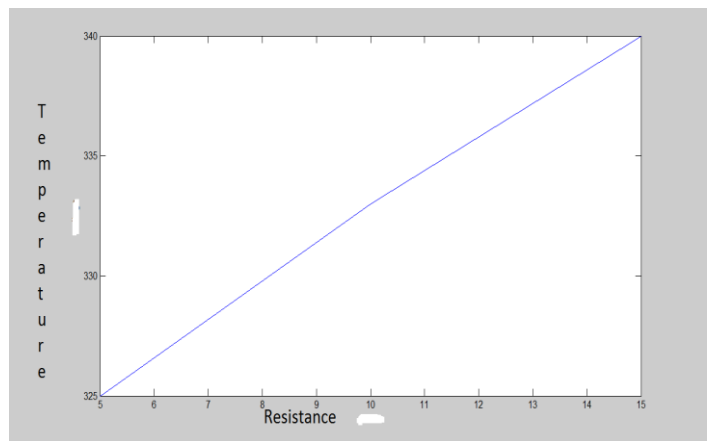


Fig 9 Plot Temperature Vs Resistance

II. CONCLUSIONS

Thus the ignition system on solid Rocket motor had been modelled and analyzed with different ohms resistors, which has been operated by the external power and identified each ohms burning efficiency. With the help of thermal imager the temperature in the resistor and the propellant is captured and from the captured results it's been identified that which resistor can be used to ignite the propellant with their material properties. The radius of burning propellant is captured so that the radius of burning is sufficient enough to burn the surrounding propellant in the solid rocket motor. Finally the results are plotted in the graph using mat lab program and it has been validated with the previous published results. The exact resistor pyrogen igniter is made to burn the htpb propellant with the desired dimensions. The required ignition temperature is taken from the resistor pyrogen igniter. And the flame arc radius is measured from the testing.

REFERENCES

- [1] 1, Rocket Propulsion Element by George p.sutton and Oscar biblarz, 7th edition, Jhon Wiley & sons, inc 2001.
- [2] 2, NASA space vehicle design criteria (chemical propulsion) solid rocket igniters march 1971.
- [3] Solid rocket motor internal flow during ignition, W.A Johnston, Journal of propulsion and power Vol-11, no.3, May June 1995.
- [4] Optimization of Solid Rocket Motor Igniter Performance Requirements, Winfred A Foster JR, Engineering Optimization, Vol-6, 1982 Issue-1.
- [5] A MODEL OF AP/HTPB COMPOSITE PROPELLANT COMBUSTION IN ROCKET-MOTOR ENVIRONMENTS, Weidong Cai, Piyush Thakre, and Vigor Yang, ISSN: 0010-2202 print/1563-521X online DOI: 10.1080/00102200802414915.